

NEED HELP?

Contact us at [Blueparrott.com/B350-XT](https://blueparrott.com/B350-XT)

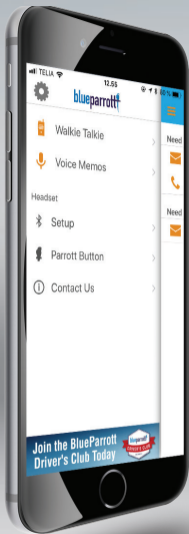
APN203478B

blueparrott GN

GET STARTED

BlueParrott B350-XT

BC



BlueParrott app

Program your Parrott Button™ anywhere, anytime.

Push-to-talk to your contacts on Dial2Do's MySay network.

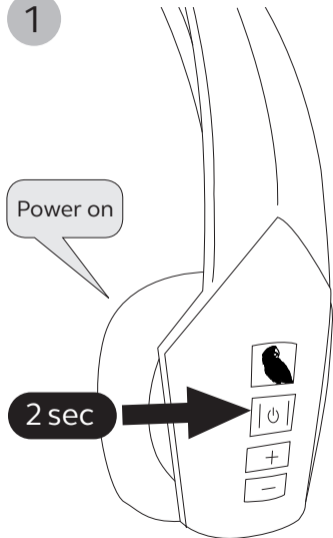
Easily access full user guide for your headset.




ENGLISH.....	1
FRANÇAIS.....	3
DEUTSCH.....	5
NEDERLANDS	7
ITALIANO.....	9
PORTUGUÊS.....	11
ESPAÑOL.....	13
简体中文.....	15
日本語.....	17
한국어.....	19

How to pair

1



2



Select B350-XT from the list of available Bluetooth devices.

How to use

ENGLISH

Parrott Button™
Voice commands
Mute microphone

Power on/off (*hold*)
Answer call
Reject call (*hold*)

Volume up
Volume down

Charging port

VoiceControl™

For incoming calls, you can say:

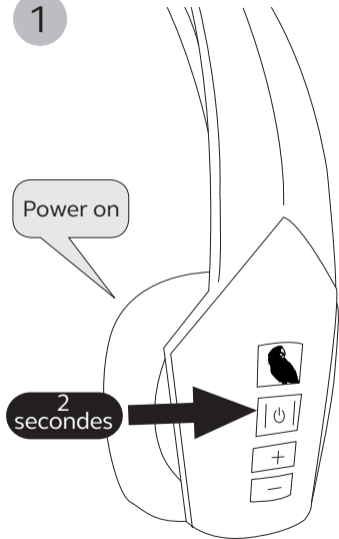
“Answer”
or
“Ignore”




Tap the Parrott Button and say “What can I say?” for a list of voice commands. The Parrott Button is customizable using the app.

Instructions d'appairage

1



2



Sélectionnez B350-XT dans la liste des périphériques Bluetooth disponibles.

Instructions d'utilisation

FRANÇAIS

Parrott Button™

Commandes vocales

Désactivation du
microphone

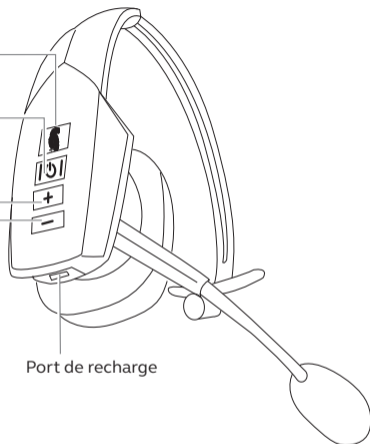
Alimentation On/Off
(mise en attente)

Prendre un appel

Rejet d'appel
(mise en attente)

Augmentation du
volume

Diminution du
volume



Port de recharge

VoiceControl™

Pour les appels entrants, vous pouvez annoncer:

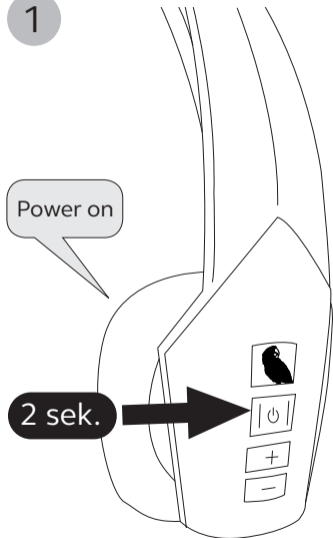
« Answer »
« Répondre » ou
« Ignore »
« Ignorer »




Appuyez sur le bouton Parrott et dites « What can I say ? » pour obtenir la liste des commandes vocales. Vous pouvez personnaliser le bouton Parrott à l'aide de l'appli.

So koppeln Sie Ihr Gerät

1



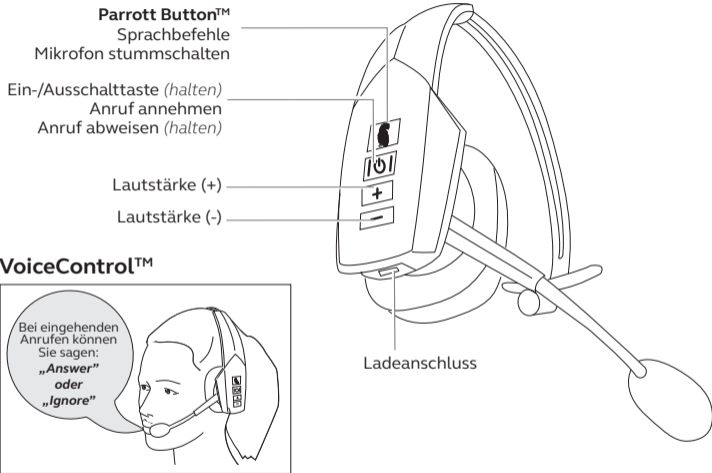
2



Wählen Sie das B350-XT aus der Liste der verfügbaren Bluetooth-Geräte.

Verwendung des Geräts

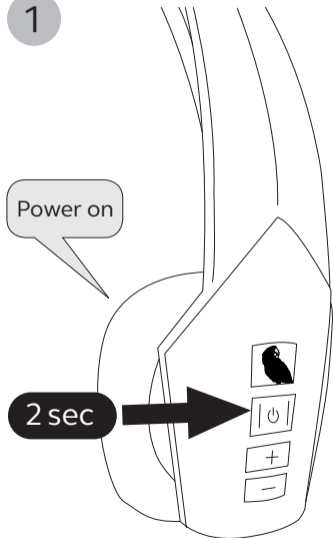
DEUTSCH




Tippen Sie auf den Parrott Button und sagen Sie „What can I say?“, um eine umfassende Liste der Sprachbefehle zu erhalten. Die Parrott-Taste kann mithilfe der App individuell konfiguriert werden.

Koppelen

1



2



Selecteer de B350-XT uit de lijst met beschikbare Bluetooth-apparaten.

Gebruiken

NEDERLANDS

Parrott Button™

Stemcommando's

Mute-stand microfoon
inschakelen

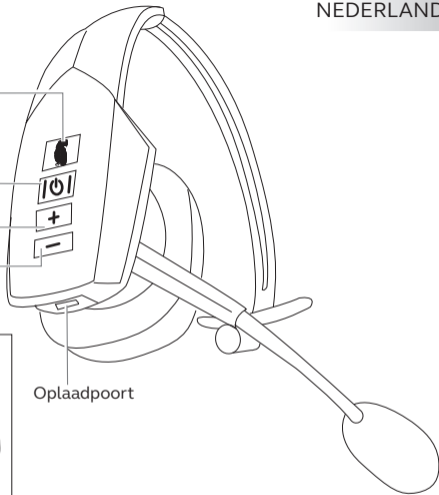
Aan/uit
(ingedrukt houden)

Oproep beantwoorden

Oproep weigeren
(ingedrukt houden)

Volume omhoog

Volume omlaag



VoiceControl™

Voor binnenkomende oproepen kunt u het volgende zeggen:
"Answer"
(beantwoorden)
of "Ignore"
(negeren)



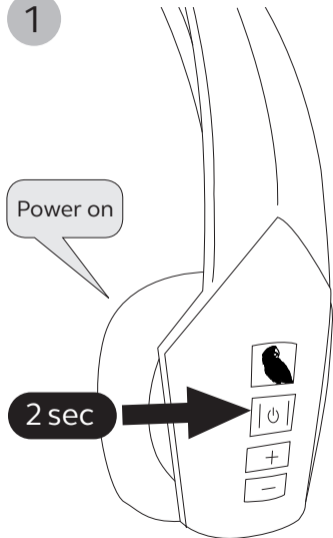
Oplaadpoort




Tik op de Parrott-toets en zeg "What can I say?" voor een lijst met spraakopdrachten. De Parrott-toets kan aangepast worden door middel van de app.

Accoppiamento

1



2



Seleziona B350-XT dall'elenco di dispositivi Bluetooth disponibili.

Utilizzo

ITALIANO

Parrott Button™

Comandi vocali

Silenzia il microfono

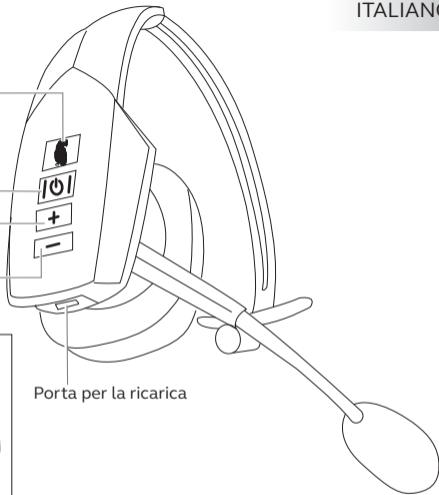
Accensione/Spegnimento
(tieni premuto)

Rispondi a una chiamata

Rifuta la chiamata
(tieni premuto)

Volume su

Volume giù



VoiceControl™

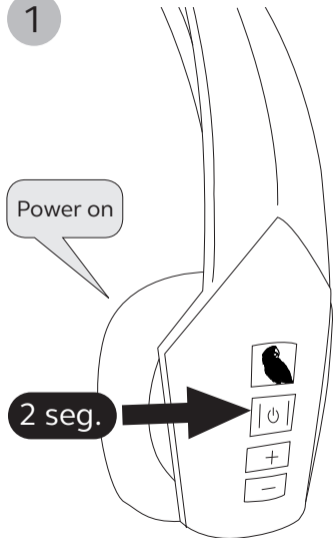
Per le chiamate in arrivo, puoi dire:
"Answer"
(Rispondi)
o "Ignore"
(Ignora)




Sfiora il tasto Parrott e pronuncia "What can I say?" per ascoltare l'elenco dei comandi vocali disponibili. Il tasto Parrott è personalizzabile utilizzando l'app.

Como emparelhar

1



2



Selecione B350-XT a partir da lista de dispositivos Bluetooth disponíveis.

Como utilizar

PORTUGUÊS

Parrott Button™

Comandos de voz

Silenciar microfone

Ligar/desligar

(manter premido)

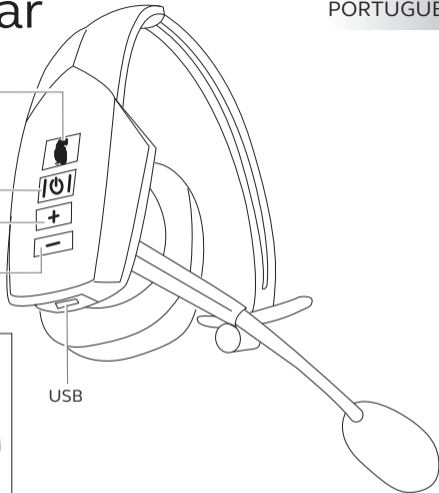
Atender chamada

Rejeitar chamada

(manter premido)

Aumentar volume

Diminuir volume



VoiceControl™

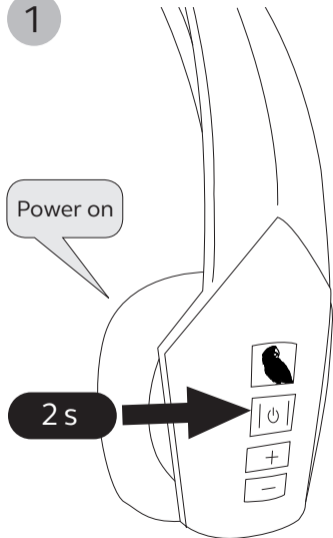
Para chamadas recebidas, pode dizer: "Answer" (Atender) ou "Ignore" (Ignorar)




Toque no Parrott Button e diga "What can I say?" para uma lista de comandos de voz. O Parrott Button é personalizável através da aplicação.

Cómo se sincroniza

1



2



Seleccione B350-XT de la lista de dispositivos Bluetooth disponibles.

Cómo se usa

ESPAÑOL

Parrott Button™

Comandos de voz

Silenciar el micrófono

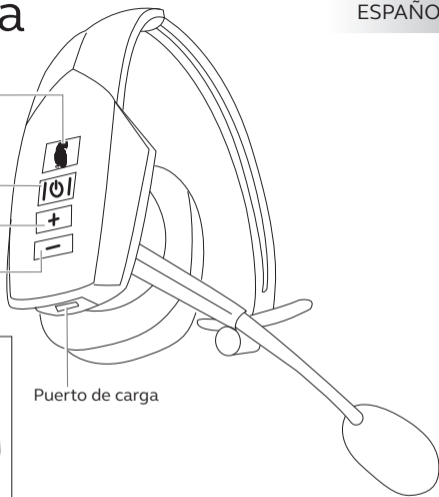
Encender/Apagar
(mantener pulsado)

Responder una llamada

Rechazar llamada
(mantener pulsado)

Subir volumen

Bajar volumen



Puerto de carga

VoiceControl™

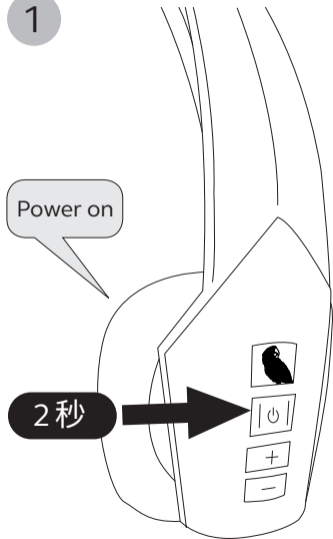
Cuando reciba una llamada puede decir:
«Answer»
(responder)
o «Ignore»
(rechazar)




Toque el Parrott Button y diga «What can I say?» para oír una lista con los comandos de voz disponibles. El Parrott Button puede personalizarse desde la aplicación.

如何配对

1



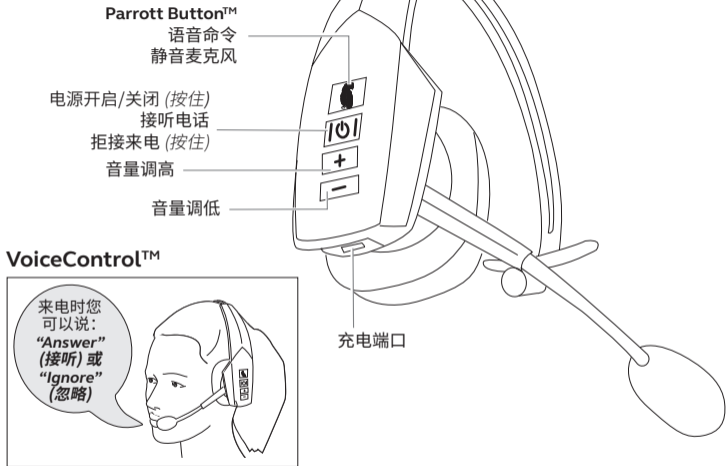
2



从可用蓝牙设备列表中选择
B350-XT。

如何使用

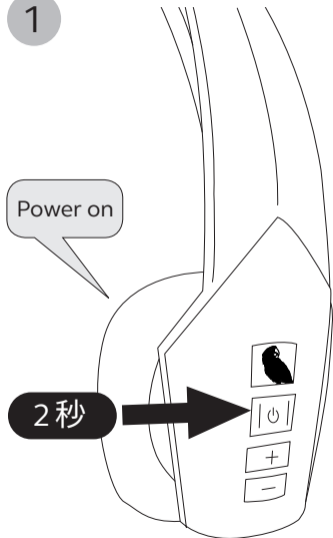
简体中文




轻按 Parrott Button™ 按钮并说出“*What can I say?*”聆听语音命令清单。Parrott 按钮可使用 BlueParrot App 自定义。

ペアリング方法

1



2



使用可能な Bluetooth 対応機器のリストから B350-XT を選択します。

使用方法

Parrott Button™

音声コマンド
マイクのミュート

電源オン/オフ(長押し)

通話への応答

通話の拒否(長押し)

音量アップ

音量ダウン

充電ポート

VoiceControl™

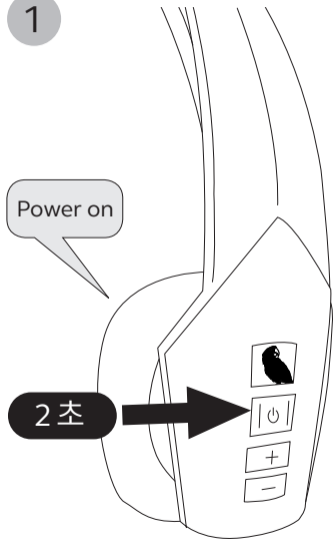
着信時には、
次のどちらかを
言います。
「Answer」
または
「Ignore」




音声コマンドの一覧を聞くには、Parrott ボタンをタップして、「What can I say?」と言います。Parrott ボタンは、アプリを使用してカスタマイズできます。

페어링 방법

1



2



스마트폰의 사용할 수 있는
Bluetooth 장치 목록에서
B350-XT를 선택합니다.

사용 방법

Parrott Button™

음성 명령

마이크 음소거

전원 켜짐/꺼짐

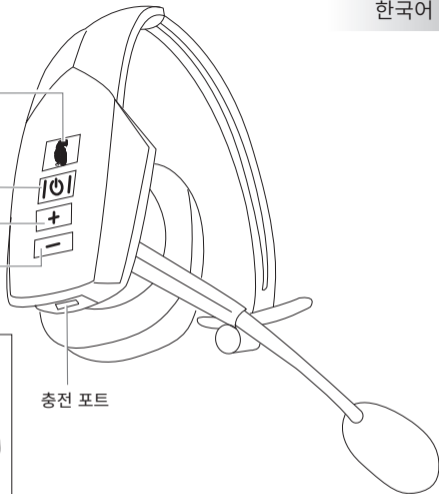
(길게 누름)

통화 응답

통화 거부 (길게 누름)

볼륨 키움

볼륨 줄임



충전 포트

VoiceControl™ (음성 제어)



음성 명령 목록을 전부 들으려면 Parrott 버튼을 누르고 “What can I say?” 라고 말합니다. Parrott 버튼은 앱을 사용하여 사용자 설정할 수 있음.

© 2019 GN Audio A/S. All rights reserved. BlueParrott® is a trademark of GN Audio A/S. The Bluetooth® word mark and logos are registered trademarks owned by the Bluetooth SIG, Inc. and any use of such marks by GN Audio A/S is under license.

MADE IN CHINA
MODEL: OTE921

FCC ID: BCE-OTE921
IC: 2386C-OTE921



EAC



204-920243



**Verified
Energy Performance
Performance
Énergétique Vérifiée**

R-C-GN's
OTE921



Complies with
IMDA Standards
DA102350

